



# ZIMAR

MADE IN THE U.S.A.

## CATALOG 2021

2090 S.W. 71 TERRACE BLDG G-6  
DAVIE, FLORIDA 33317

T: (954)424-3844 F: (954)424-9899  
sales@zimarinternational.com  
www.zimarinternational.com



## STANDARD

## METRIC

## COLLAR

FIGURE

MODEL

SIZE  
inches

WEIGHT  
lbs.

MODEL


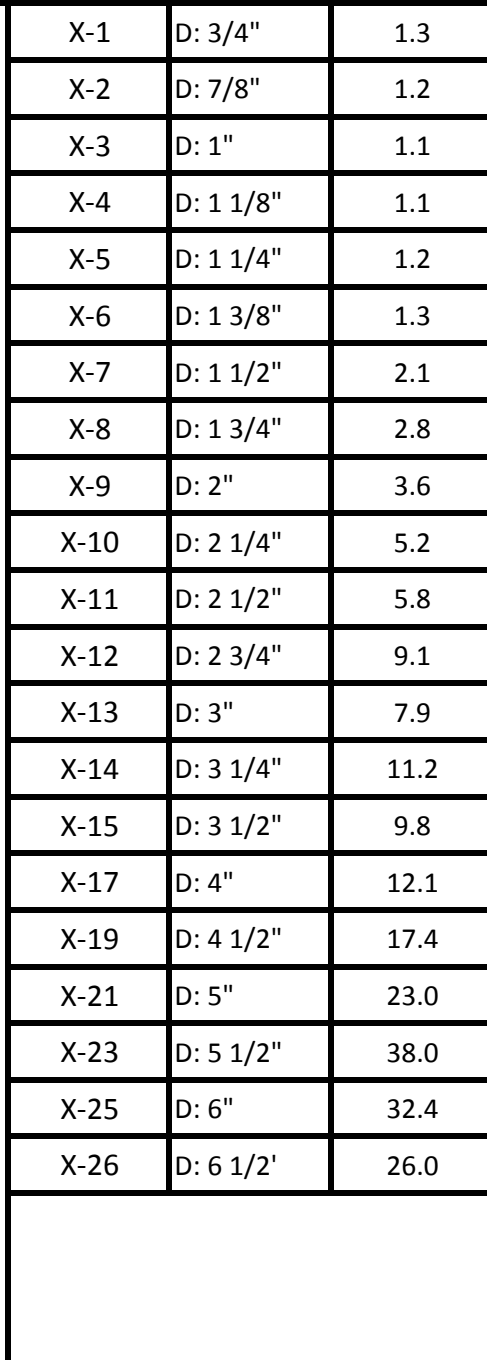
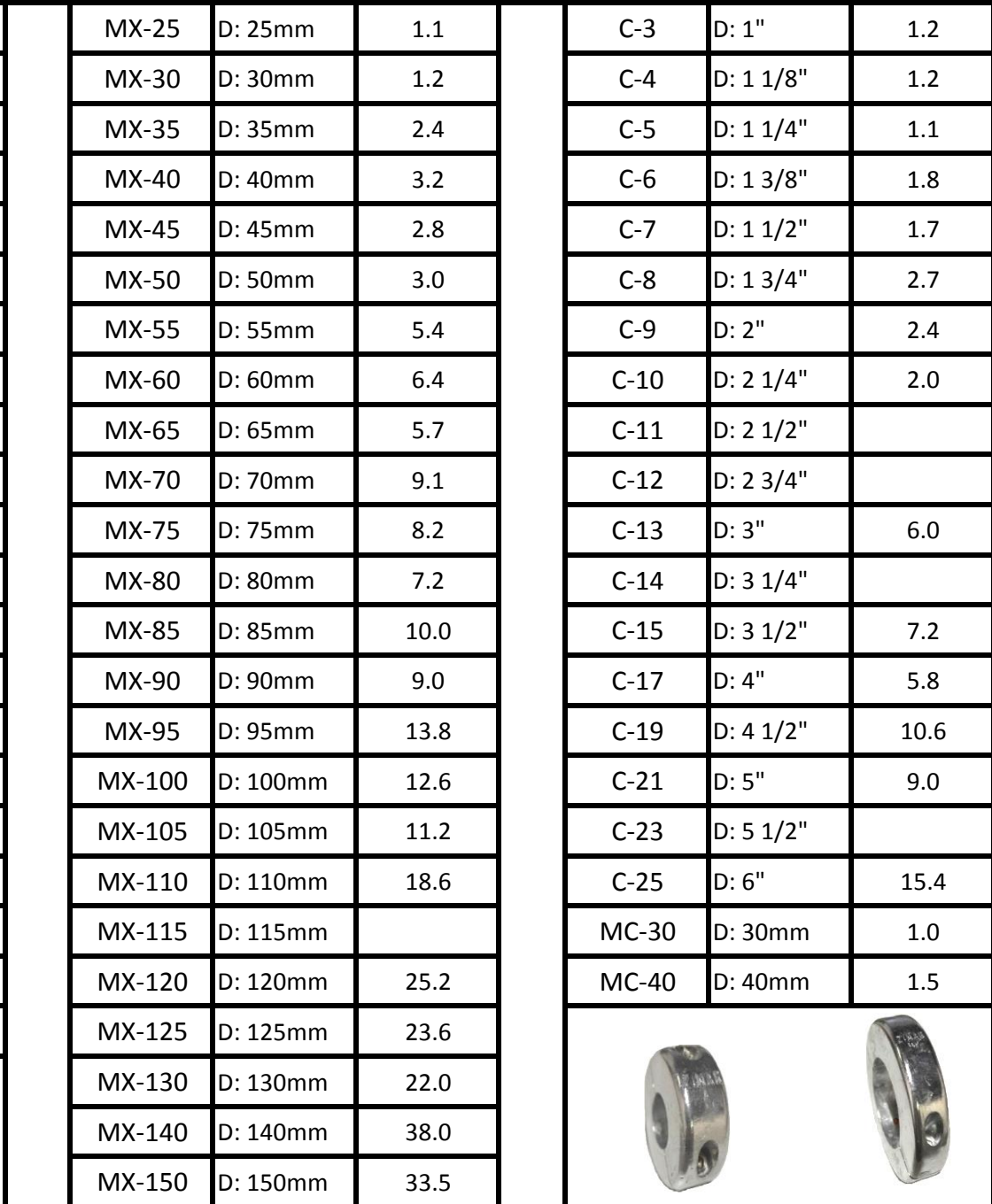
SIZE  
m/m

WEIGHT  
lbs.

MODEL

SIZE  
inches

WEIGHT  
lbs.






|   |      |           |      |  |        |          |      |   |       |           |      |
|---|------|-----------|------|--|--------|----------|------|---|-------|-----------|------|
|  | X-1  | D: 3/4"   | 1.3  |  | MX-25  | D: 25mm  | 1.1  |  | C-3   | D: 1"     | 1.2  |
|   | X-2  | D: 7/8"   | 1.2  |  | MX-30  | D: 30mm  | 1.2  |   | C-4   | D: 1 1/8" | 1.2  |
|   | X-3  | D: 1"     | 1.1  |  | MX-35  | D: 35mm  | 2.4  |   | C-5   | D: 1 1/4" | 1.1  |
|   | X-4  | D: 1 1/8" | 1.1  |  | MX-40  | D: 40mm  | 3.2  |   | C-6   | D: 1 3/8" | 1.8  |
|   | X-5  | D: 1 1/4" | 1.2  |  | MX-45  | D: 45mm  | 2.8  |   | C-7   | D: 1 1/2" | 1.7  |
|   | X-6  | D: 1 3/8" | 1.3  |  | MX-50  | D: 50mm  | 3.0  |   | C-8   | D: 1 3/4" | 2.7  |
|   | X-7  | D: 1 1/2" | 2.1  |  | MX-55  | D: 55mm  | 5.4  |   | C-9   | D: 2"     | 2.4  |
|   | X-8  | D: 1 3/4" | 2.8  |  | MX-60  | D: 60mm  | 6.4  |   | C-10  | D: 2 1/4" | 2.0  |
|   | X-9  | D: 2"     | 3.6  |  | MX-65  | D: 65mm  | 5.7  |   | C-11  | D: 2 1/2" |      |
|   | X-10 | D: 2 1/4" | 5.2  |  | MX-70  | D: 70mm  | 9.1  |   | C-12  | D: 2 3/4" |      |
|   | X-11 | D: 2 1/2" | 5.8  |  | MX-75  | D: 75mm  | 8.2  |   | C-13  | D: 3"     | 6.0  |
|   | X-12 | D: 2 3/4" | 9.1  |  | MX-80  | D: 80mm  | 7.2  |   | C-14  | D: 3 1/4" |      |
|   | X-13 | D: 3"     | 7.9  |  | MX-85  | D: 85mm  | 10.0 |   | C-15  | D: 3 1/2" | 7.2  |
|   | X-14 | D: 3 1/4" | 11.2 |  | MX-90  | D: 90mm  | 9.0  |   | C-17  | D: 4"     | 5.8  |
|   | X-15 | D: 3 1/2" | 9.8  |  | MX-95  | D: 95mm  | 13.8 |   | C-19  | D: 4 1/2" | 10.6 |
|   | X-17 | D: 4"     | 12.1 |  | MX-100 | D: 100mm | 12.6 |   | C-21  | D: 5"     | 9.0  |
|   | X-19 | D: 4 1/2" | 17.4 |  | MX-105 | D: 105mm | 11.2 |   | C-23  | D: 5 1/2" |      |
|   | X-21 | D: 5"     | 23.0 |  | MX-110 | D: 110mm | 18.6 |   | C-25  | D: 6"     | 15.4 |
|   | X-23 | D: 5 1/2" | 38.0 |  | MX-115 | D: 115mm |      |   | MC-30 | D: 30mm   | 1.0  |
|   | X-25 | D: 6"     | 32.4 |  | MX-120 | D: 120mm | 25.2 |   | MC-40 | D: 40mm   | 1.5  |
|   | X-26 | D: 6 1/2" | 26.0 |  | MX-125 | D: 125mm | 23.6 |   |       |           |      |
|   |      |           |      |  | MX-130 | D: 130mm | 22.0 |   |       |           |      |
|   |      |           |      |  | MX-140 | D: 140mm | 38.0 |   |       |           |      |
|   |      |           |      |  | MX-150 | D: 150mm | 33.5 |   |       |           |      |

SHAFTS ANODES

# RUDDER & ROUND ANODES

| FIGURE  | MODEL  | SIZE<br>inches         | WEIGHT<br>lbs. |   | MODEL   | SIZE<br>inches   | WEIGHT<br>lbs.       |                        |      |
|---|--------|------------------------|----------------|---|---|--|----------------------|------------------------|------|
|    | R-1    | D: 1 7/8"              | 0.3            |    | RP-4  | D: 3 15/16"<br>T: 1"   | 2.0                  |                        |      |
|   | R-2    | D: 2 15/16"            | 1.1            |   |  | RP-5   | D: 4 15/16"<br>T: 1" | 4.4                    |      |
|   | R-3    | D: 3 11/16"            | 1.7            |   |   |  | RP-6 S               | D: 5 3/4"<br>T: 1"     | 6.2  |
|   | R-4    | D: 4 9/32"             | 2.5            |   |   |  | RP-6                 | D: 5 3/4"<br>T: 1 1/2" | 8.8  |
|   | R-5    | D: 5 1/16"             | 3.6            |   |   |  | RP-6 HD              | D: 5 1/2"<br>T: 2"     | 10.0 |
|   | R-5 HD | D: 5 1/16"             | 5.1            |   |   |  | RP-7                 | D: 6 5/8"<br>T: 1"     | 7.8  |
|   | R-7    | D: 6 1/2"              | 9.7            |   |   |  | RP-7 HD              | D: 6 3/4"<br>T: 2 5/8" | 22.8 |
|     | R-2s   | D: 2 15/16"            | 0.5            |    | RP-8  | D: 7 3/4"<br>T: 1"   | 11.5                 |                        |      |
|   | R-7s   | D: 6 1/2"<br>T: 13/16" | 4.9            |   | RP-9  | D: 8 3/4"<br>T: 1"   | 14.9                 |                        |      |
|   | AZ-125 | D: 125mm<br>T: 22mm    | 2.0            |   |  | RP-12  | D: 11 1/8"<br>T: 1"  | 25.0                   |      |
|   | AZ-140 | D: 140mm<br>T: 22mm    | 4.0            |   |   | RP-6WC   | D: 5 1/2"<br>T: 2"   | 11.5                   |      |
|  | N-70   | D: 70mm<br>T: 19mm     | 0.9            |  |   |  |                      |                        |      |
|   | N-90   | D: 90mm<br>T: 25mm     | 1.7            |   |   |  |                      |                        |      |
|  | SL-6RD | D: 148mm<br>T: 35mm    | 9.0            |   |   |  |                      |                        |      |
|   | RP-135 | D: 135mm<br>T: 29mm    | 6.0            |   |   |  |                      |                        |      |

# ROUND ANODES 2

| FIGURE  | MODEL   | SIZE<br>inches            | WEIGHT<br>lbs. |   | MODEL                 | SIZE<br>inches   | WEIGHT<br>lbs. |
|---|---------|---------------------------|----------------|---|-----------------------|------------------|----------------|
|    | RD-100  | D: 100mm<br>T: 40mm       | 5.5            |  | RD-3                  | D: 3"<br>T: 3/4" | 0.5            |
|    | RD-100s | D: 100mm<br>T: 22mm       | 2.5            |   | RD-4                  | D: 4"<br>T: 7/8" | 1.5            |
|    | HJD-100 | D: 3 3/4"<br>T: 1"        | 2.5            | RD-5  | D: 5"<br>T: 1 1/8"    | 3.5              |                |
|   | HJD-4   | D: 3 7/8"<br>H: 2"        | 4.5            | RD-140  | D: 140mm<br>T: 1 1/2" | 5.0              |                |
|  | VP-ES   | D: 1 15/16"<br>H: 1 7/16" | 1.0            | RD-6  | D: 6"<br>T: 1 1/2"    | 5.5              |                |
|   | VP-EL   | D: 1 15/16"<br>H: 2 3/4"  | 1.8            | KRD-2   | D: 57mm<br>H: 25mm    | 0.5              |                |
|  | TD-1    | D: 1"<br>H: 1 1/4"        | 0.2            | KRD-3   | D: 78mm<br>H: 45mm    | 2.5              |                |
|   |         |                           |                | STB-2   | D: 40mm<br>H: 50mm    | 1.0              |                |
|   |         |                           |                | SRX-R   | D: 1 1/4"<br>H: 3/4"  | 0.2              |                |

# WELD-ON ANODES

| FIGURE   | MODEL   | SIZE<br>inches  | WEIGHT<br>lbs. |   | MODEL   | SIZE<br>inches   | WEIGHT<br>lbs. |
|--|---------|---|----------------|---|---------|--|----------------|
|   | K-5     | L: 4 3/8"<br>OL: 6 5/8"<br>W: 1 3/4"<br>T: 15/16"<br>c/c: 5 1/2"    | 1.4            |    | M-6x6   | L: 6"<br>OL: 10"<br>W: 6"<br>T: 1 1/4"                     | 11.2           |
|  | P-1.3 K | L: 4 1/2"<br>OL: 8 3/8"<br>W: 2 7/8"<br>T: 1 1/8"                   | 3.1            |    | Z-4     | L: 6"<br>OL: 10"<br>W: 3 3/8"<br>T: 1 3/4"                 | 4.8            |
|  | P-1.5 K | L: 6 7/8"<br>OL: 10 1/8"<br>W: 2 1/2"<br>T: 1 1/8"                  | 3.5            |   | Z-6     | L: 8 1/2"<br>OL: 12 1/2"<br>W: 3"<br>T: 1 1/2"             | 5.0            |
|  | P-2.5 K | L: 6 1/2"<br>OL: 10"<br>W: 3"<br>T: 1 1/8"                          | 5.0            |    | M-24    | L: 12"<br>W: 6 1/2"<br>OW: 10"<br>T: 1 1/8"                | 20.0           |
|  | P-3 K   | L: 8 1/2"<br>OL: 12 1/2"<br>W: 2 3/4"<br>T: 1 1/2"                  | 6.6            |   | M-24 HD | L: 12"<br>W: 6"<br>OW: 10"<br>T: 1 1/4"                    | 22.5           |
|  | P-5 K   | L: 11"<br>OL: 14 3/4"<br>W: 3 1/2"<br>T: 1 9/16"                    | 11.0           |   | M-40    | L: 12"<br>W: 6"<br>OW: 10"<br>T: 2"                        | 38.0           |
|  | P-7.5 K | L: 11 5/8"<br>OL: 15 3/4"<br>W: 4 1/8"<br>T: 1 9/16"                | 16.5           |   | MR-24   | L: 14"<br>W: 6 1/2"<br>OW: 10"<br>T: 1 1/4"                | 23.0           |
|  | P-10 K  | L: 13 1/2"<br>OL: 17 3/4"<br>W: 4 3/4"<br>T: 1 5/8"                 | 23.0           |  | M-12    | L: 12 1/8"<br>OL: 16"<br>W: 3"<br>T: 1 1/4"                | 11.6           |
|  | P-15 K  | L: 14 1/4"<br>OL: 18 3/4"<br>W: 5 7/8"<br>T: 2"                     | 33.0           |   | M-12 S  | c/c: 14 3/8"   |                |
|  | RIV-440 | L: 13 1/4"<br>OL: 18 3/4"<br>W: 5 3/8"<br>T: 1 1/8"<br>c/c: 17 1/4" | 21.0           |  | FE-9    | L: 6 3/4"<br>OL: 11"<br>W: 2 1/2"<br>T: 1 1/4"<br>c/c: 9"  | 5.2            |
|  |         |   |                |   | FE-10   | L: 7 3/4"<br>OL: 11 3/4"<br>W: 3"<br>T: 1 3/8"<br>c/c: 10" | 7.2            |

# PLATE ANODES

| FIGURE  | MODEL           | SIZE<br>inches                               | WEIGHT<br>lbs. |   | MODEL   | SIZE<br>inches                   | WEIGHT<br>lbs. |
|---|-----------------|--|----------------|---|---------|----------------------------------|----------------|
|    | A-20            | L: 3 1/4"<br>W: 2 3/4"<br>T: 1/2"            | 1.1            |    | A-50    | L: 12"<br>W: 6"<br>T: 1/2"       | 8.8            |
| <br> | A-1<br>1 1/2x12 | L: 12"<br>W: 1 1/2"<br>T: 1/2"               | 2.4            |    | A-50 HD | L: 12"<br>W: 6"<br>T: 5/8"       | 11.9           |
|   | A-2x12          | L: 12"<br>W: 2"<br>T: 1/2"                   | 3.0            |   | B-24    | L: 24"<br>W: 2"<br>T: 1/2"       | 5.9            |
|   | A-3x12          | L: 12"<br>W: 3"<br>T: 1/2"                   | 4.7            |   | B-48    | L: 48"<br>W: 2"<br>T: 1/2"       | 11.9           |
|   | A-3x16          | L: 16"<br>W: 3"<br>T: 1/2"                   | 6.0            |   | B-96    | L: 96"<br>W: 2"<br>T: 1/2"       | 23.8           |
|    | A-6x6           | L: 6"<br>W: 6"<br>T: 1/2"                    | 4.7            |   | M-12 WS | L: 12 1/8"<br>W: 3"<br>T: 1 1/4" | 11.2           |
|    | A-40            | L: 8 5/8"<br>W: 3 1/4"<br>T: 5/8"            | 4.1            |  | M-24 WS | L: 12 1/8"<br>W: 6"<br>T: 1"     | 18.2           |
|    | ZP-1            | L: 6 1/4"<br>W: 5 7/8"<br>T: 1/2"<br>5 HOLES | 4.5            |   |         |                                  |                |

# BOLT-ON ANODES 1

| FIGURE   | MODEL   | SIZE<br>inches  | WEIGHT<br>lbs. |  | MODEL   | SIZE<br>inches     | WEIGHT<br>lbs.                                  |      |
|--|---------|---|----------------|--|---|--------------------|---|------|
|   | A-25    | L: 9"<br>W: 3 3/8"<br>T: 7/8"                         | 4.0            | <br> | UM-5  | L: 11"<br>c/c: 5"  | 6.8   |      |
|   | A-26    | L: 9 1/4"<br>W: 3 3/8"<br>T: 7/8"                     | 3.6            |  | UM-6  | L: 12"<br>c/c: 6"  | 7.8   |      |
|   | A-30    | L: 6 1/4"<br>W: 2 3/4"<br>T: 9/16"                    | 2.3            |  | UM-7  | L: 13"<br>c/c: 7"  | 8.3   |      |
|    | SR-12   | L: 8 5/8"<br>W: 4 1/4"<br>T: 1 1/8"<br>c/c: 5"        | 8.0            |  | UM-8  | L: 14"<br>c/c: 8"  | 9.2   |      |
|  | SR-24   | L: 14"<br>W: 6 1/2"<br>T: 1 1/8"<br>c/c: 5"           | 20.8           |  | UM-9  | L: 15"<br>c/c: 9"  | 10.2  |      |
|   | CL-12   | L: 12"<br>W: 3"<br>T: 1 1/2"<br>c/c: 8"               | 9.4            |  | UM-10   | L: 16"<br>c/c: 10" | 10.8  |      |
|  | CL-18   | L: 17 5/8"<br>W: 3 3/4"<br>T: 1 5/8"<br>c/c: 9"       | 18.0           |  | UM-11   | L: 17"<br>c/c: 11" | 11.0  |      |
|  | CL-18HD | T: 2 1/8"   | 27.0           |  | UM-12   | L: 18"<br>c/c: 12" | 12.3  |      |
|  | SL-18   | L: 18"<br>W: 4"<br>T: 1 3/8"<br>c/c: 7 1/4-<br>9 1/4" | 18.0           |  | UM-13   | L: 19"<br>c/c: 13" | 12.8  |      |
|  |         | VP-140  |                |  | L: 10 1/4"<br>W: 3"<br>T: 1"<br>c/c: 5 1/2"<br>or 140mm   | 6.0                |   |      |
|  | K-15    | L: 15"<br>W: 2"<br>T: 1"<br>c/c: 5 1/2"               | 6.2            |  | <br> | VP-150             | L: 13 3/8"<br>W: 3"<br>T: 1"<br>c/c: 150mm      | 10.5 |
|  | K-15 HD | W: 3"   | 10.0           |  |   | BNTT-115H          | L: 19"<br>W: 3 1/4"<br>T: 1 3/4"<br>c/c: 6 1/4" | 25.0 |

# BOLT-ON ANODES 2

| FIGURE  | MODEL   | SIZE<br>inches                                      | WEIGHT<br>lbs. |  | MODEL  | SIZE<br>inches  | WEIGHT<br>lbs. |
|---|---------|---|----------------|--|--------|---|----------------|
|   | UP-5    | L: 12"<br>W: 6 1/2"<br>T: 1"<br>c/c: 5"             | 18.2           |   | SP-50  | L: 12"<br>W: 6"<br>T: 1/2"                              | 7.5            |
|   | UP-6    | L: 12"<br>W: 6 1/2"<br>T: 1"<br>c/c: 6"             | 18.2           |  | SP-100 | L: 12"<br>W: 6"<br>T: 1 1/8"                            | 14.8           |
|   | UP-7    | L: 12"<br>W: 6 1/2"<br>T: 1"<br>c/c: 7"             | 18.2           |   | Z-20   | L: 3 3/4"<br>W: 1 3/4"<br>T: 9/16"<br>c/c: 1 5/16"      | 0.6            |
|   | UP-8    | L: 12"<br>W: 6 1/2"<br>T: 1"<br>c/c: 8"             | 18.2           |   | SRX-P  | L: 2 5/8"<br>W: 2 1/4"<br>c/c: 2"                       | 1.0            |
|  | TA-3    | L: 6"<br>W: 2 3/4"<br>T: 7/8"<br>c/c: 3"            | 2.8            |   | AR-6   | L: 6"<br>W: 1 1/4"<br>T: 1 1/8"<br>c/c: 3 1/2"          | 1.8            |
|   | TA-4    | L: 6 7/8"<br>W: 3 3/8"<br>T: 7/8"<br>c/c: 4"        | 4.0            |  | AR-7   | L: 7"<br>W: 1 15/16"<br>T: 1 1/2"<br>c/c: 5"            | 4.2            |
|   | TA-5    | L: 7 7/8"<br>W: 3 7/8"<br>T: 1 3/16"<br>c/c: 4 3/8" | 8.1            |  | VT-8   | L: 5 7/8"<br>W: 2 1/4"<br>T: 1"<br>c/c: 3 1/8" or 80mm  | 2.4            |
|   | TH-24   | L: 12"<br>W: 6"<br>T: 1 1/4"<br>c/c: 6 1/8"         | 21.0           |  | VT-14  | L: 9 1/4"<br>W: 2 1/2"<br>T: 1"<br>c/c: 5 1/2" or 140mm | 4.8            |
|   | TH-24HD | L: 12"<br>W: 6"<br>T: 1 1/2"<br>c/c: 6 1/8"         | 25.0           |  |        |   |                |





# BOLT-ON ANODES 3

| FIGURE  | MODEL     | SIZE<br>inches                               | WEIGHT<br>lbs. |   | MODEL  | SIZE<br>inches   | WEIGHT<br>lbs. |
|---|-----------|--|----------------|---|--------|--|----------------|
|    | TTI-1     | L: 117mm<br>W: 33mm<br>T: 25mm<br>c/c: 60mm  | 1.2            |  | MC-80  | L: 8 1/4"<br>W: 2 3/4"<br>T: 1<br>c/c: 3 1/8"<br>or 80mm | 5.0            |
|    | FE-15     | L: 228mm<br>W: 32mm<br>T: 25mm<br>c/c: 150mm | 2.5            |   | AZ-12  | L: 7 1/4"<br>W: 2"<br>c/c: 120mm                         | 3.0            |
|    | SL-12     | L: 189mm<br>W: 50mm<br>T: 25mm<br>c/c: 120mm | 3.5            |  | TH-3   | L: 7 1/2"<br>W: 3"<br>T: 1 1/4"<br>c/c: 3"               | 6.3            |
|    | AZP-77    | L: 130mm<br>W: 50mm<br>T: 18mm<br>c/c: 77mm  | 1.5            |   | TA-100 | L: 3 1/2"<br>W: 4"<br>T: 2"<br>c/c: 100mm                | 11.5           |
|   | HT-80     | L: 118mm<br>W: 32mm<br>T: 20mm<br>c/c: 80mm  | 1.5            |   | FKC-7  | L: 7"<br>W: 2"<br>T: 1"<br>c/c: 3 1/4"                   | 3.0            |
|   | KSP-750   | L: 57mm<br>W: 57mm<br>T: 25mm<br>c/c: 19mm   | 1.0            |   |        |  |                |
|  | BLT-142BP | L: 114mm<br>W: 63mm<br>T: 28mm<br>c/c: 40mm  | 2.5            |   |        |  |                |
|  | Z-6WS4    | L: 8 1/2"<br>W: 3"<br>T: 1 1/4"<br>c/c: 4"   | 4.0            |   |        |  |                |
|  | AZ-STR    | L: 100mm<br>W: 52mm<br>T: 22mm<br>c/c: 60mm  | 1.5            |   |        |  |                |

# PROP NUT ANODES 1

| FIGURE   | MODEL                | SIZE                | WEIGHT   | IMAGE  | MODEL  | SIZE                                    | WEIGHT                              |
|--|----------------------|---------------------|--|--|--|---|-------------------------------------|
|  |                      | Millimeters         | lbs.   |  |  | inches                                  | lbs.                                |
|  | AS-25                | D: 33mm<br>H: 39mm  | 0.3  |   | FE-1   | D: 50mm<br>H: 65mm                      | 1.2                                 |
|  | AS-30                | D: 41mm<br>H: 54mm  | 0.5  |  | FE-2   | D: 59mm<br>H: 90mm                      | 2.5                                 |
|  | AS-35                | D: 47mm<br>H: 60mm  | 0.8  |  | FE-3   | D: 73mm<br>H: 89mm                      | 4.8                                 |
|  | AS-40                | D: 54mm<br>H: 66mm  | 1.0  |    | FE-80  | D: 155mm<br>H: 117mm                    | 26.5                                |
|  | AS-45                | D: 60mm<br>H: 73mm  | 1.8  |  | FE-90  | D: 155mm<br>H: 90mm                     | 25.0                                |
|  | AS-50                | D: 73mm<br>H: 82mm  | 2.7  |  | FE-112   | D: 203mm<br>H: 165mm                    | 61.0                                |
|  | AS-55                | D: 76mm<br>H: 85mm  | 2.2  |  |    | WP-96                                   | D: 5 3/8"<br>H: 5"<br>F to F: 3.62" |
|  | AS-60                | D: 82mm<br>H: 98mm  | 4.3  | WP-112   |  | D: 6"<br>H: 5 3/4"<br>F to F: 4.13"     | 28.6                                |
|  | AS-100               | D: 95mm<br>H: 95mm  | 5.6  | WP-130   |  | D: 6 7/8"<br>H: 6 3/8"<br>F to F: 4.75" | 40.0                                |
|  | AZ-68S               | D: 123mm<br>H: 25mm | 4.8  | WP-130L  |  | D: 7 1/2"<br>H: 7 1/2"<br>F to F: 5.5"  | 57.0                                |
|  | AZ-70                | D: 140mm<br>H: 25mm | 5.8  |  | MC-105   | D: 200mm<br>H: 38mm                     | 14.5                                |
|  | AZ-72                | D: 165mm<br>H: 32mm | 10.8   |  |  | MC-70ZF                                 | D: 146mm<br>H: 99mm                 |
| AS-72  | D: 125mm<br>H: 90mm  | 12.0                |  |  |  | AZ-115                                  | D: 160mm<br>H: 53mm                 |
| AZ-74  | D: 150mm<br>H: 104mm | 18.5                |  |  |  |   |                                     |
| AZ-75  | D: 178mm<br>H: 44mm  | 12.0                |  |  |  |   |                                     |
| AZ-75M   | D: 171mm<br>H: 44mm  | 7.5                 |  |  |  |   |                                     |
| AZ-105   | D: 200mm<br>H: 89mm  | 22.0                |  |  |  |   |                                     |
| AZ-105M  | D: 190mm<br>H: 89mm  | 19.8                |  |  |  |   |                                     |


# PROP NUT ANODES 2

| FIGURE   | MODEL      | SIZE                  | WEIGHT | IMAGE   | MODEL  | SIZE                    | WEIGHT               |      |
|--|------------|-----------------------|--------|---|--|-------------------------|----------------------|------|
|  |            | Millimeters           | lbs.   |   |  | inches                  | lbs.                 |      |
|   | SL-72      | D: 137mm<br>H: 22mm   | 4.4    |  | BT-25  | D: 1 5/16"<br>H: 1 1/2" | 0.2                  |      |
|  | SL-88      | D: 162mm<br>H: 25mm   | 8.2    |   | BT-30  | D: 1 5/8"<br>H: 2 1/16" | 0.4                  |      |
|  | SL-122     | D: 206mm<br>H: 25mm   | 13.0   |   | BT-35  | D: 1 7/8"<br>H: 2 7/16" | 0.8                  |      |
|  | SL-126     | D: 210mm<br>H: 30mm   | 16.5   |   | BT-40  | D: 2 1/16"<br>H: 2 5/8" | 1.2                  |      |
|   | SL-78      | D: 165mm<br>H: 91.5mm | 19.5   |   | BT-45  | D: 2 7/16" H:<br>H: 3"  | 1.8                  |      |
|   | SL-86      | D: 152mm<br>H: 92mm   | 15.0   |   | BT-50  | D: 2 7/8"<br>H: 3 1/4"  | 2.4                  |      |
|   | SL-95      | D: 200mm<br>H: 73mm   | 25.0   |   |   | NH-83                   | D: 5"<br>H: 3 7/8"   | 17.5 |
|  | SL-104     | D: 216mm<br>H: 127mm  | 37.5   |   |  | NH-92                   | D: 5 3/4"<br>H: 4"   | 20.0 |
|  | SL-106     | D: 200mm<br>H: 130mm  | 23.0   |   |  | RV-72                   | D: 140mm<br>H: 98mm  | 18.8 |
|  | SL-108     | D: 240mm<br>H: 130mm  | 45.0   |   |  | RV-80                   | D: 171mm<br>H: 101mm | 29.8 |
|  | SL-112     | D: 150mm<br>H: 47mm   | 11.5   | UN-70   | UN-70  | D: 140mm<br>H: 89mm     | 15.0                 |      |
|  | BNTT-93PN  | D: 146mm<br>H: 51mm   | 11.0   |   |  |                         |                      |      |
|  | BNTT-115PN | D: 162mm<br>H: 51mm   | 14.8   |   |  |                         |                      |      |
|  | BNTT-120PN | D: 191mm<br>H: 70mm   | 30.0   |   |  |                         |                      |      |
|  | BNTT-150PN | D: 200mm<br>H: 76mm   | 35.0   |   |  |                         |                      |      |
|  | BNTT-152PN | D: 230mm<br>H: 64mm   | 47.5   |   |  |                         |                      |      |
|  | BNTT-164PN | D: 162mm<br>H: 89mm   | 36.5   |   |  |                         |                      |      |
|  | BNTT-198PN | D: 240mm<br>H: 50mm   | 34.0   |   |  |                         |                      |      |


# THRUSTER ANODES

| FIGURE   | MODEL              | SIZE<br>inches                           | WEIGHT<br>lbs. |  | MODEL   | SIZE<br>inches                        | WEIGHT<br>lbs.                             |
|--|--------------------|--|----------------|--|---|---------------------------------------|--|
|   | SP-2               | D: 1 3/4"<br>H: 29/32"<br>F to F: 0.75"  | 0.4            |  | AT-45   | D: 2 5/8"<br>H: 1 3/8"<br>c/c: 1 3/4" | 1.6  |
|   | VT-1               | D: 1 29/32"<br>H: 1 21/32"<br>F to F: 1" | 0.7            |  |  | AT-115                                | D: 4 7/16"<br>H: 3"<br>c/c: 3 7/16"        |
|  | VT-2               | D: 2 25/64"<br>H: 1 21/32"<br>F to F: 1" | 1.1            | AT-80  |   | D: 3 1/8"<br>H: 1 3/4"                | 3.0  |
|  | VT-3               | D: 2 7/8"<br>H: 2"<br>F to F: 1.25"      | 3.0            |  | AT-110  | D: 4 3/8"<br>H: 2 3/8"                | 6.9  |
|   | W-B                | D: 1 11/16"<br>H: 2 1/16"                | 0.6            |  |    | BCS                                   | D: 2 21/32"<br>H: 2 9/32"<br>F to F: 1.18" |
|  | W-C                | D: 2"<br>H: 2 11/16"                     | 1.2            |  |   |                                       |  |
|  | W-D                | D: 2 1/4"<br>H: 2 15/16"                 | 1.8            |  |   |                                       |  |
|  | W-E                | D: 2 3/4"<br>H: 3 1/2"                   | 4.0            |  |   |                                       |  |
|  | W-F                | D: 2 3/4"<br>H: 3 3/8"                   | 3.4            |  |   |                                       |  |
|  | W-G                | D: 3"<br>H: 3 3/4"                       | 4.5            |  |   |                                       |  |
| W-H  | D: 3 3/8"<br>H: 4" | 5.5                                      |                |  |   |                                       |  |
|  | BNTT-115BT         | D: 2 7/8"<br>H: 3 1/4"                   | 3.2            |  |   |                                       |  |

# ROUND BARS / PENCIL ZINCS & WIRE ANODES

| FIGURE  | MODEL     | SIZE<br>inches | WEIGHT<br>lbs. |
|---|-----------|----------------|----------------|
|  | RB-1/2"   | D: 1/2"        | 1.2            |
|   | RB-5/8"   | D: 5/8"        | 1.8            |
|   | RB-3/4"   | D: 3/4"        | 2.7            |
|   | RB-7/8"   | D: 7/8"        |                |
|   | RB-1"     | D: 1"          | 4.8            |
|   | RB-1 1/4" | D: 1 1/4"      | 7.5            |
|   | RB-1 1/2" | D: 1 1/2"      | 11.2           |
|   | RB-1 3/4" | D: 1 3/4"      | 14.8           |
|   | RB-2"     | D: 2"          | 20.6           |
|   | RB-2 1/4" | D: 2 1/4"      |                |
|   | RB-2 1/2" | D: 2 1/2"      | 30.2           |
|   | RB-2 3/4" | D: 2 3/4"      |                |
|   | RB-3"     | D: 3"          | 43.4           |
|   | RB-4"     | D: 4"          | 77.8           |

Note: All of these models have the same length  
L: 24"

| FIGURE  | MODEL | SIZE<br>inches | WEIGHT<br>lbs. |
|---|-------|----------------|----------------|
|  | E-0CB | 3/8 X 1 3/4"   | 0.07           |
|   | E-0ZB | 3/8 X 1 3/4"   | 0.06           |
|   | E-1CB | 1/2 X 2"       | 0.17           |
|   | E-1ZB | 1/2 X 2"       | 0.10           |
|   | E-2CB | 5/8 X 2"       | 0.30           |
|   | E-2ZB | 5/8 X 2"       | 0.16           |
|   | E-3CB | 3/4 X 2"       | 0.46           |
|   | E-3ZB | 3/4 X 2"       | 0.21           |
|   | E-4CB | 3/4 X 3 3/8"   | 0.60           |
|   | E-4ZB | 3/4 X 3 3/8"   | 0.35           |

|   |            |             |      |
|---|------------|-------------|------|
|  | BL-1 1/2 W | 10 ft Cable | 3.5  |
|   | BL-3 W     | 10 ft Cable | 6.5  |
|   | BL-5 W     | 10 ft Cable | 11.0 |

|  |       |             |     |
|--|-------|-------------|-----|
|  | Z-6 W | 10 ft Cable | 4.8 |
|--|-------|-------------|-----|