



ZIMAR

MADE IN THE U.S.A.

CATALOG 2026

2090 S.W. 71 TERRACE BLDG G-6
DAVIE, FLORIDA 33317

T: (954)424-3844 F: (954)424-9899
sales@zimarinternational.com
www.zimarinternational.com



STANDARD

METRIC

COLLAR

FIGURE

MODEL

SIZE
inches

WEIGHT
lbs.

MODEL

SIZE
m/m

WEIGHT
lbs.

MODEL

SIZE
inches

WEIGHT
lbs.



X-1	D: 3/4"	1.3
X-2	D: 7/8"	1.2
X-3	D: 1"	1.1
X-4	D: 1 1/8"	1.1
X-5	D: 1 1/4"	1.2
X-6	D: 1 3/8"	1.3
X-7	D: 1 1/2"	2.1
X-8	D: 1 3/4"	2.8
X-9	D: 2"	3.6
X-10	D: 2 1/4"	5.2
X-11	D: 2 1/2"	5.8
X-12	D: 2 3/4"	9.1
X-13	D: 3"	7.9
X-14	D: 3 1/4"	11.2
X-15	D: 3 1/2"	9.8
X-17	D: 4"	12.1
X-19	D: 4 1/2"	17.4
X-21	D: 5"	23.0
X-23	D: 5 1/2"	38.0
X-25	D: 6"	32.4
X-26	D: 6 1/2"	26.0

MX-25	D: 25mm	1.1
MX-30	D: 30mm	1.2
MX-35	D: 35mm	2.4
MX-40	D: 40mm	3.2
MX-45	D: 45mm	2.8
MX-50	D: 50mm	3.0
MX-55	D: 55mm	5.4
MX-60	D: 60mm	6.4
MX-65	D: 65mm	5.7
MX-70	D: 70mm	9.1
MX-75	D: 75mm	8.2
MX-80	D: 80mm	7.2
MX-85	D: 85mm	10.0
MX-90	D: 90mm	9.0
MX-95	D: 95mm	13.8
MX-100	D: 100mm	12.6
MX-105	D: 105mm	11.2
MX-110	D: 110mm	18.6
MX-115	D: 115mm	
MX-120	D: 120mm	25.2
MX-125	D: 125mm	23.6
MX-130	D: 130mm	22.0
MX-140	D: 140mm	38.0
MX-150	D: 150mm	33.5

C-3	D: 1"	1.2
C-4	D: 1 1/8"	1.2
C-5	D: 1 1/4"	1.1
C-6	D: 1 3/8"	1.8
C-7	D: 1 1/2"	1.7
C-8	D: 1 3/4"	2.7
C-9	D: 2"	2.4
C-10	D: 2 1/4"	2.0
C-11	D: 2 1/2"	
C-12	D: 2 3/4"	
C-13	D: 3"	6.0
C-14	D: 3 1/4"	
C-15	D: 3 1/2"	7.2
C-17	D: 4"	5.8
C-19	D: 4 1/2"	10.6
C-21	D: 5"	9.0
C-23	D: 5 1/2"	
C-25	D: 6"	15.4
MC-30	D: 30mm	1.0
MC-40	D: 40mm	1.5







SHAFTS ANODES

RUDDER & ROUND ANODES

FIGURE	MODEL	SIZE inches	WEIGHT lbs.		MODEL	SIZE inches	WEIGHT lbs.		
	R-1	D: 1 7/8"	0.3		RP-4	D: 3 15/16" T: 1"	2.0		
	R-2	D: 2 15/16"	1.1			RP-5	D: 4 15/16" T: 1"	4.4	
	R-3	D: 3 11/16"	1.7				RP-6 S	D: 5 3/4" T: 1"	6.2
	R-4	D: 4 9/32"	2.5				RP-6	D: 5 3/4" T: 1 1/2"	8.8
	R-5	D: 5 1/16"	3.6				RP-6 HD	D: 5 1/2" T: 2"	10.0
	R-5 HD	D: 5 1/16"	5.1				RP-7	D: 6 5/8" T: 1"	7.8
	R-7	D: 6 1/2"	9.7				RP-7 HD	D: 6 3/4" T: 2 5/8"	22.8
	R-2s	D: 2 15/16"	0.5		RP-8	D: 7 3/4" T: 1"	11.5		
	R-7s	D: 6 1/2" T: 13/16"	4.9		RP-9	D: 8 3/4" T: 1"	14.9		
	AZ-125	D: 125mm T: 22mm	2.0		RP-12	D: 11 1/8" T: 1"	25.0		
	AZ-140	D: 140mm T: 22mm	4.0			RP-6WC	D: 5 1/2" T: 2"	11.5	
N-70	D: 70mm T: 19mm	0.9							
	N-90	D: 90mm T: 25mm	1.7						
	SL-6RD	D: 148mm T: 35mm	9.0						
	RP-135	D: 135mm T: 29mm	6.0						

ROUND ANODES 2

FIGURE	MODEL	SIZE inches	WEIGHT lbs.		MODEL	SIZE inches	WEIGHT lbs.
	RD-100	D: 100mm T: 40mm	5.5		RD-3	D: 3" T: 3/4"	0.5
	RD-100s	D: 100mm T: 22mm	2.5		RD-4	D: 4" T: 7/8"	1.5
	HJD-100	D: 3 3/4" T: 1"	2.5	RD-5	D: 5" T: 1 1/8"	3.5	
	HJD-4	D: 3 7/8" H: 2"	4.5	RD-140	D: 140mm T: 1 1/2"	5.0	
	VP-ES	D: 1 15/16 H: 1 7/16	1.0	RD-6	D: 6" T: 1 1/2"	5.5	
	VP-EL	D: 1 15/16 H: 2 3/4	1.8	KRD-2	D: 57mm H: 25mm	0.5	
	TD-1	D: 1" H: 1 1/4"	0.2	KRD-3	D: 78mm H: 45mm	2.5	
				STB-2	D: 40mm H: 50mm	1.0	
				SRX-R	D: 1 1/4" H: 3/4"	0.2	

WELD-ON ANODES

FIGURE	MODEL	SIZE inches	WEIGHT lbs.		MODEL	SIZE inches	WEIGHT lbs.
	K-5	L: 4 3/8" OL: 6 5/8" W: 1 3/4" T: 15/16" c/c: 5 1/2"	1.4		M-6x6	L: 6" OL: 10" W: 6" T: 1 1/4"	11.2
	P-1.3 K	L: 4 1/2" OL: 8 3/8" W: 2 7/8" T: 1 1/8"	3.1		Z-4	L: 6" OL: 10" W: 3 3/8" T: 1 3/4"	4.8
	P-1.5 K	L: 6 7/8" OL: 10 1/8" W: 2 1/2" T: 1 1/8"	3.5		Z-6	L: 8 1/2" OL: 12 1/2" W: 3" T: 1 1/2"	5.0
	P-2.5 K	L: 6 1/2" OL: 10" W: 3" T: 1 1/8"	5.0		M-24	L: 12" W: 6 1/2" OW: 10" T: 1 1/8"	20.0
	P-3 K	L: 8 1/2" OL: 12 1/2" W: 2 3/4" T: 1 1/2"	6.6		M-24 HD	L: 12" W: 6" OW: 10" T: 1 1/4"	22.5
	P-5 K	L: 11" OL: 14 3/4" W: 3 1/2" T: 1 9/16"	11.0		M-40	L: 12" W: 6" OW: 10" T: 2"	38.0
	P-7.5 K	L: 11 5/8" OL: 15 3/4" W: 4 1/8" T: 1 9/16"	16.5		MR-24	L: 14" W: 6 1/2" OW: 10" T: 1 1/4"	23.0
	P-10 K	L: 13 1/2" OL: 17 3/4" W: 4 3/4" T: 1 5/8"	23.0		M-12	L: 12 1/8" OL: 16" W: 3" T: 1 1/4"	11.6
	P-15 K	L: 14 1/4" OL: 18 3/4" W: 5 7/8" T: 2"	33.0		M-12 S	c/c: 14 3/8"	
	RIV-440	L: 13 1/4" OL: 18 3/4" W: 5 3/8" T: 1 1/8" c/c: 17 1/4"	21.0		FE-9	L: 6 3/4" OL: 11" W: 2 1/2" T: 1 1/4" c/c: 9"	5.2
					FE-10	L: 7 3/4" OL: 11 3/4" W: 3" T: 1 3/8" c/c: 10"	7.2

PLATE ANODES

FIGURE	MODEL	SIZE inches	WEIGHT lbs.		MODEL	SIZE inches	WEIGHT lbs.
	A-20	L: 3 1/4" W: 2 3/4" T: 1/2"	1.1		A-50	L: 12" W: 6" T: 1/2"	8.8
 	A-1 1 1/2x12	L: 12" W: 1 1/2" T: 1/2"	2.4		A-50 HD	L: 12" W: 6" T: 5/8"	11.9
	A-2x12	L: 12" W: 2" T: 1/2"	3.0		B-24	L: 24" W: 2" T: 1/2"	5.9
	A-3x12	L: 12" W: 3" T: 1/2"	4.7		B-48	L: 48" W: 2" T: 1/2"	11.9
	A-3x16	L: 16" W: 3" T: 1/2"	6.0		B-96	L: 96" W: 2" T: 1/2"	23.8
	A-6x6	L: 6" W: 6" T: 1/2"	4.7		M-12 WS	L: 12 1/8" W: 3" T: 1 1/4"	11.2
	A-40	L: 8 5/8" W: 3 1/4" T: 5/8"	4.1		M-24 WS	L: 12 1/8" W: 6" T: 1"	18.2
	ZP-1	L: 6 1/4" W: 5 7/8" T: 1/2" 5 HOLES	4.5				

BOLT-ON ANODES 1

FIGURE	MODEL	SIZE inches	WEIGHT lbs.		MODEL	SIZE inches	WEIGHT lbs.	
	A-25	L: 9" W: 3 3/8" T: 7/8"	4.0	 	UM-5	L: 11" c/c: 5"	6.8	
	A-26	L: 9 1/4" W: 3 3/8" T: 7/8"	3.6		UM-6	L: 12" c/c: 6"	7.8	
	A-30	L: 6 1/4" W: 2 3/4" T: 9/16"	2.3		UM-7	L: 13" c/c: 7"	8.3	
	SR-12	L: 8 5/8" W: 4 1/4" T: 1 1/8" c/c: 5"	8.0		UM-8	L: 14" c/c: 8"	9.2	
	SR-24	L: 14" W: 6 1/2" T: 1 1/8" c/c: 5"	20.8		UM-9	L: 15" c/c: 9"	10.2	
	CL-12	L: 12" W: 3" T: 1 1/2" c/c: 8"	9.4		UM-10	L: 16" c/c: 10"	10.8	
	CL-18	L: 17 5/8" W: 3 3/4" T: 1 5/8" c/c: 9"	18.0		UM-11	L: 17" c/c: 11"	11.0	
	CL-18HD	T: 2 1/8"	27.0		UM-12	L: 18" c/c: 12"	12.3	
	SL-18	L: 18" W: 4" T: 1 3/8" c/c: 7 1/4- 9 1/4"	18.0		UM-13	L: 19" c/c: 13"	12.8	
		VP-140			L: 10 1/4" W: 3" T: 1" c/c: 5 1/2" or 140mm	6.0		
	K-15	L: 15" W: 2" T: 1" c/c: 5 1/2"	6.2			VP-150	L: 13 3/8" W: 3" T: 1" c/c: 150mm	10.5
	K-15 HD	W: 3"	10.0			BNTT-115H	L: 19" W: 3 1/4" T: 1 3/4" c/c: 6 1/4"	25.0

BOLT-ON ANODES 2

FIGURE	MODEL	SIZE inches	WEIGHT lbs.		MODEL	SIZE inches	WEIGHT lbs.
	UP-5	L: 12" W: 6 1/2" T: 1" c/c: 5"	18.2		SP-50	L: 12" W: 6" T: 1/2"	9.5
	UP-6	L: 12" W: 6 1/2" T: 1" c/c: 6"	18.2		SP-100	L: 12" W: 6" T: 1 1/8"	14.8
	UP-7	L: 12" W: 6 1/2" T: 1" c/c: 7"	18.2		Z-20	L: 3 3/4" W: 1 3/4" T: 9/16" c/c: 1 5/16"	0.6
	UP-8	L: 12" W: 6 1/2" T: 1" c/c: 8"	18.2		SRX-P	L: 2 5/8" W: 2 1/4" c/c: 2"	1.0
	TA-3	L: 6" W: 2 3/4" T: 7/8" c/c: 3"	2.8		AR-6	L: 6" W: 1 1/4" T: 1 1/8" c/c: 3 1/2"	1.8
	TA-4	L: 6 7/8" W: 3 3/8" T: 7/8" c/c: 4"	4.0		AR-7	L: 7" W: 1 15/16" T: 1 1/2" c/c: 5"	4.2
	TA-5	L: 7 7/8" W: 3 7/8" T: 1 3/16" c/c: 4 3/8"	8.1		VT-8	L: 5 7/8" W: 2 1/4" T: 1" c/c: 3 1/8" or 80mm	2.4
	TH-24	L: 12" W: 6" T: 1 1/4" c/c: 6 1/8"	21.0		VT-14	L: 9 1/4" W: 2 1/2" T: 1" c/c: 5 1/2" or 140mm	4.8
	TH-24HD	L: 12" W: 6" T: 1 1/2" c/c: 6 1/8"	25.0				


BOLT-ON ANODES 3

FIGURE	MODEL	SIZE inches	WEIGHT lbs.		MODEL	SIZE inches	WEIGHT lbs.
	TTI-1	L: 117mm W: 33mm T: 25mm c/c: 60mm	1.2		MC-80	L: 8 1/4" W: 2 3/4" T: 1 c/c: 3 1/8" or 80mm	5.0
	FE-15	L: 228mm W: 32mm T: 25mm c/c: 150mm	2.5		AZ-12	L: 7 1/4" W: 2" c/c: 120mm	3.0
	SL-12	L: 189mm W: 50mm T: 25mm c/c: 120mm	3.5		TH-3	L: 7 1/2" W: 3" T: 1 1/4" c/c: 3"	6.3
	AZP-77	L: 130mm W: 50mm T: 18mm c/c: 77mm	1.5		TA-100	L: 3 1/2" W: 4" T: 2" c/c: 100mm	11.5
	HT-80	L: 118mm W: 32mm T: 20mm c/c: 80mm	1.5		FKC-7	L: 7" W: 2" T: 1" c/c: 3 1/4"	3.0
	KSP-750	L: 57mm W: 57mm T: 25mm c/c: 19mm	1.0				
	BLT-142BP	L: 114mm W: 63mm T: 28mm c/c: 40mm	2.5				
	Z-6WS4	L: 8 1/2" W: 3" T: 1 1/4" c/c: 4"	4.0				
	AZ-STR	L: 100mm W: 52mm T: 22mm c/c: 60mm	1.5				

PROP NUT ANODES 1

FIGURE	MODEL	SIZE Millimeters	WEIGHT lbs.		MODEL	SIZE inches	WEIGHT lbs.
	AS-25	D: 33mm H: 39mm	0.3		FE-1	D: 50mm H: 65mm	1.2
	AS-30	D: 41mm H: 54mm	0.5		FE-2	D: 59mm H: 90mm	2.5
	AS-35	D: 47mm H: 60mm	0.8		FE-3	D: 73mm H: 89mm	4.8
	AS-40	D: 54mm H: 66mm	1.0		FE-80	D: 155mm H: 117mm	26.5
	AS-45	D: 60mm H: 73mm	1.8		FE-90	D: 155mm H: 90mm	25.0
	AS-50	D: 73mm H: 82mm	2.7		FE-112	D: 203mm H: 165mm	61.0
	AS-55	D: 76mm H: 85mm	2.2			WP-96	D: 5 3/8" H: 5" F to F: 3.62"
	AS-60	D: 82mm H: 98mm	4.3	WP-112		D: 6" H: 5 3/4" F to F: 4.13"	28.6
	AS-100	D: 95mm H: 95mm	5.6	WP-130		D: 6 7/8" H: 6 3/8" F to F: 4.75"	40.0
AZ-68S	D: 123mm H: 25mm	4.8	WP-130L	D: 7 1/2" H: 7 1/2" F to F: 5.5"		57.0	
	AZ-70	D: 140mm H: 25mm	5.8		MC-105	D: 200mm H: 38mm	14.5
	AZ-72	D: 165mm H: 32mm	10.8			MC-70ZF	D: 146mm H: 99mm
	AS-72	D: 125mm H: 90mm	12.0			AZ-115	D: 160mm H: 53mm
	AZ-74	D: 150mm H: 104mm	18.5				
	AZ-75	D: 178mm H: 44mm	12.0				
	AZ-75M	D: 171mm H: 44mm	7.5				
	AZ-105	D: 200mm H: 89mm	22.0				
	AZ-105M	D: 190mm H: 89mm	19.8				


PROP NUT ANODES 2

FIGURE	MODEL	SIZE	WEIGHT	IMAGE	MODEL	SIZE	WEIGHT	
		Millimeters	lbs.			inches	lbs.	
	SL-72	D: 137mm H: 22mm	4.4		BT-25	D: 1 5/16" H: 1 1/2"	0.2	
	SL-88	D: 162mm H: 25mm	8.2		BT-30	D: 1 5/8" H: 2 1/16"	0.4	
	SL-122	D: 206mm H: 25mm	13.0		BT-35	D: 1 7/8" H: 2 7/16"	0.8	
	SL-126	D: 210mm H: 30mm	16.5		BT-40	D: 2 1/16" H: 2 5/8"	1.2	
	SL-78	D: 165mm H: 91.5mm	19.5		BT-45	D: 2 7/16" H: H: 3"	1.8	
	SL-86	D: 152mm H: 92mm	15.0		BT-50	D: 2 7/8" H: 3 1/4"	2.4	
	SL-95	D: 200mm H: 73mm	25.0			NH-83	D: 5" H: 3 7/8"	17.5
	SL-104	D: 216mm H: 127mm	37.5			NH-92	D: 5 3/4" H: 4"	20.0
	SL-106	D: 200mm H: 130mm	23.0			RV-72	D: 140mm H: 98mm	18.8
	SL-108	D: 240mm H: 130mm	45.0			RV-80	D: 171mm H: 101mm	29.8
	SL-112	D: 150mm H: 47mm	11.5	UN-70		D: 140mm H: 89mm	15.0	
	BNTT-93PN	D: 146mm H: 51mm	11.0					
	BNTT-115PN	D: 162mm H: 51mm	14.8					
	BNTT-120PN	D: 191mm H: 70mm	30.0					
	BNTT-150PN	D: 200mm H: 76mm	35.0					
	BNTT-152PN	D: 230mm H: 64mm	47.5					
	BNTT-164PN	D: 162mm H: 89mm	36.5					
	BNTT-198PN	D: 240mm H: 50mm	34.0					


THRUSTER ANODES

FIGURE	MODEL	SIZE inches	WEIGHT lbs.		MODEL	SIZE inches	WEIGHT lbs.
	SP-2	D: 1 3/4" H: 29/32" F to F: 0.75"	0.4		AT-45	D: 2 5/8" H: 1 3/8" c/c: 1 3/4"	1.6
	VT-1	D: 1 29/32" H: 1 21/32" F to F: 1"	0.7			AT-115	D: 4 7/16" H: 3" c/c: 3 7/16"
	VT-2	D: 2 25/64" H: 1 21/32" F to F: 1"	1.1	AT-80		D: 3 1/8" H: 1 3/4"	3.0
	VT-3	D: 2 7/8" H: 2" F to F: 1.25"	3.0		AT-110	D: 4 3/8" H: 2 3/8"	6.9
	W-B	D: 1 11/16" H: 2 1/16"	0.6			BCS	D: 2 21/32" H: 2 9/32" F to F: 1.18"
	W-C	D: 2" H: 2 11/16"	1.2				
	W-D	D: 2 1/4" H: 2 15/16"	1.8				
	W-E	D: 2 3/4" H: 3 1/2"	4.0				
	W-F	D: 2 3/4" H: 3 3/8"	3.4				
	W-G	D: 3" H: 3 3/4"	4.5				
W-H	D: 3 3/8" H: 4"	5.5					
	BNTT-115BT	D: 2 7/8" H: 3 1/4"	3.2				

ROUND BARS / PENCIL ZINCS & WIRE ANODES

FIGURE	MODEL	SIZE inches	WEIGHT lbs.
	RB-1/2"	D: 1/2"	1.2
	RB-5/8"	D: 5/8"	1.8
	RB-3/4"	D: 3/4"	2.7
	RB-7/8"	D: 7/8"	
	RB-1"	D: 1"	4.8
	RB-1 1/4"	D: 1 1/4"	7.5
	RB-1 1/2"	D: 1 1/2"	11.2
	RB-1 3/4"	D: 1 3/4"	14.8
	RB-2"	D: 2"	20.6
	RB-2 1/4"	D: 2 1/4"	
	RB-2 1/2"	D: 2 1/2"	30.2
	RB-2 3/4"	D: 2 3/4"	
	RB-3"	D: 3"	43.4
	RB-4"	D: 4"	77.8

Note: All of these models have the same length
L: 24"

FIGURE	MODEL	SIZE inches	WEIGHT lbs.
	E-0C	3/8 X 1 3/4"	0.07
	E-0Z	3/8 X 1 3/4"	0.06
	E-1C	1/2 X 2"	0.17
	E-1Z	1/2 X 2"	0.10
	E-2C	5/8 X 2"	0.30
	E-2Z	5/8 X 2"	0.16
	E-3C	3/4 X 2"	0.46
	E-3Z	3/4 X 2"	0.21
	E-4C	3/4 X 3 3/8"	0.60
	E-4Z	3/4 X 3 3/8"	0.35

	BL-1 1/2 W	10 ft Cable	3.0
	BL-3 W	10 ft Cable	6.5
	BL-5 W	10 ft Cable	11.0

	Z-6 W	10 ft Cable	4.8
--	-------	-------------	-----